

Inclusive Healthcare Design

For Dementia & Ageing Environments

gerflor.co.uk
gerflor.ie
gradus.com



Gerflor®

GRADUS



Contents

Inclusive Healthcare Design	
Inclusive Design is for everyone!	4
Light Reflectance Values (LRVs) explained	5
Why Dementia is important!	6
Dementia Services Development Centre	7
Tonal contrast between floors and walls	8
Tonal contrast between adjacent floors	10
Control the flow of traffic with door colours	12
Handrails must be easily identifiable on the walls	14
Where to find LRV Values?	16
Avoid patterned and shiny flooring	18
Choose tonally consistent flooring designs	20
Choose a colour that visually contrasts	22
Flooring	
Carezone Impervious Carpet	24
Taralay Impression Heterogeneous Flooring	25
Creation LVT Flooring	26
Mipolam Symboiz™	27
Tarasafe H ₂ O Safety Flooring	28
Boulevard 5000 Secondary Barrier Matting	29
Wall Protection	
SureProtect Pure Wall Cladding	30
SureProtect Design Wall Cladding	31
SureProtect Endure Wall Cladding	32
Mural Calypso Wall Covering	33
Mural Revela Wall Covering	34
Stair Edgings & Accessories	
XT PVC-u Hardnose Stair Edgings	35
Clip-Top™ Transition Strip	36
FS 100 B Flexible pvc Flat Skirting	37
SO 100 Flexible pvc Sit-On Skirting	38
Innovation, Service & Design	40
DSDC Accreditation Levels	42
Floor Plan Design Service	56

Disclaimers
Due to printing limitations there may be variations between the colours of the actual flooring and images shown in this document.
The technical information contained in this brochure is subject to change at any time due to products being subject to continuous improvement processes.
Please check latest technical information on our websites www.gerflor.co.uk & www.gradus.com or with a sales advisor prior to ordering.

Inclusive Design is for everyone!

It is design that considers the full range of human diversity with respect to ability, language, culture, gender, age and other forms of human difference.



Inclusive Design also considers...



- Vision
- Hearing
- Mobility
- Intellectual abilities
- Communication abilities



- Height
- Weight
- Age
- Gender



- Culture
- Religion
- Social status
- Economic status



- Psycho-emotional state
- Ways of perception

Light Reflectance Values (LRVs) explained

The 'Colour Contrast & Perception' document produced by Reading University uses Light Reflectance Values (LRVs) to measure colour and contrast in products/surfaces and determines whether or not a suitable contrast has been achieved between these materials. The study concluded that visually impaired people may be unable to perceive some or all colours. However, many people with a visual impairment can perceive light and dark and, therefore, LRVs are a suitable method to measure contrast.

Light reflectance scale



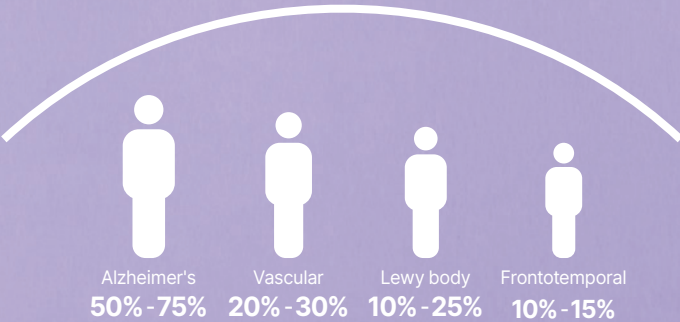
Quick guide to LRV contrast for internal spaces

	Floor	Wall	Skirting / Door Frame	Door	Floor Trim	Handrail
Floor	8	30	30	-	3	-
Wall	30	-	30	Various	-	30
Skirting / Door Frame	30	30	-	30	-	-
Door	-	Various	30	-	-	-
Floor Trim	3	-	-	-	-	-
Handrail	-	30	-	-	-	-

Dementia: Disease or syndrome?

It is a syndrome, usually of a chronic or progressive nature, caused by a variety of brain illnesses that affect memory, thinking, behaviour and ability to perform everyday activities.

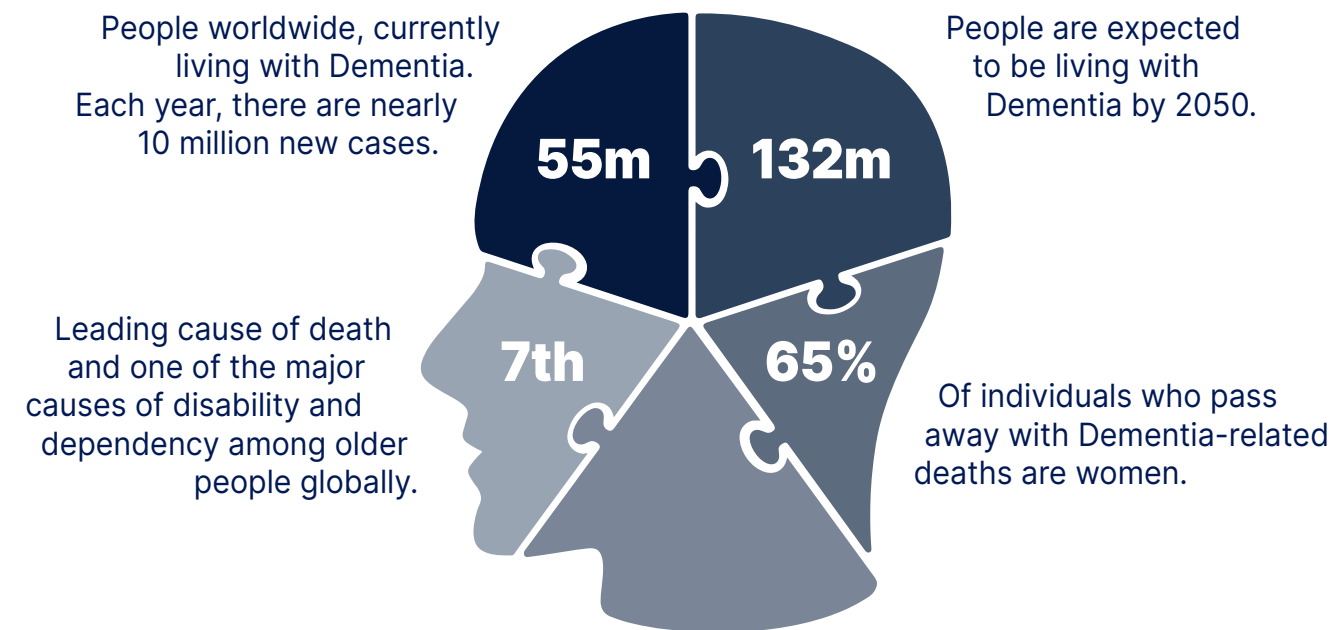
Dementia is overwhelming not only for the people who have it, but also for their caregivers and families. An "umbrella" term used to describe a range of symptoms associated with cognitive impairment.



30 Points

People with Dementia often have trouble perceiving contrasts between surfaces, leading to trips and falls. For example, it is important that people with Dementia can see where the floor ends and the wall begins, so there should be at least 30 points of light reflectance value (LRV) between these two surfaces.

Why Dementia is important!



They see and experience the world differently!



- Less sensitivity to variations in the contrast between objects and background**
- Diminished ability to detect movement
 - Reduced ability to see different colours
 - Problems directing or shifting gaze
 - Problems with recognising things and faces
 - Reduced sensitivity to depth perception



Dementia Services Development Centre



www.dementia.stir.ac.uk

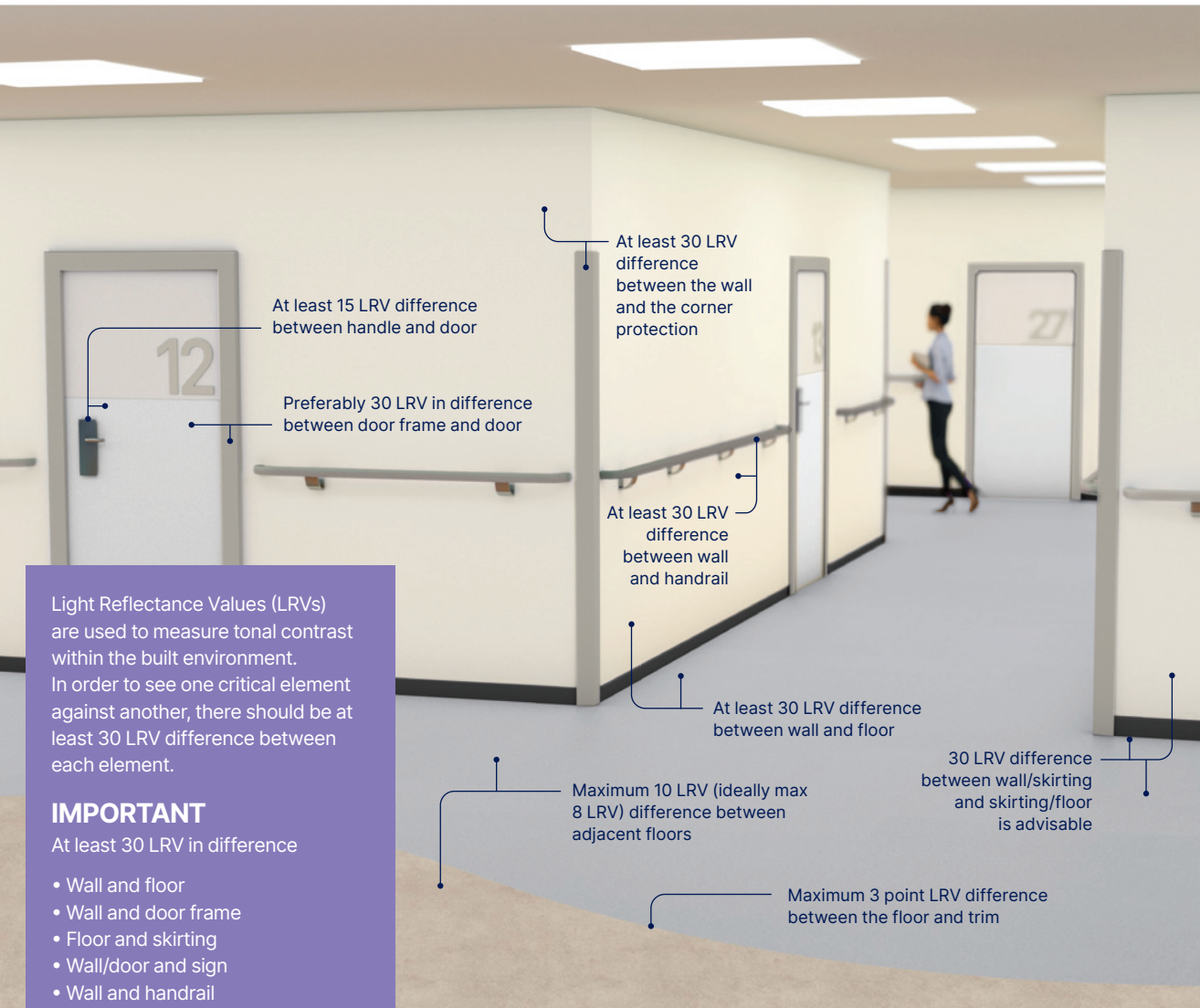
Dementia Services Development Centre (DSDC) is an international centre for knowledge exchange and research impact dedicated to improving the lives of people with Dementia.

In order to accommodate the unique needs of people with Dementia and make their lives easier, DSDC is responsible for accrediting finishing material designs and patterns in addition to offering guidance for designing Dementia-friendly surroundings.

Respect contrasts

How can we make the surrounding environment Dementia friendly?

Colours need to contrast to ensure visibility within spaces and give a 3D enhancement to the environment. As the condition progresses for people living with Dementia, their eyesight can change. Contrasting walls and floors, tables and chairs, and even sets of plates and bowls, ensure that everything is noticeable and recognisable.



Tonal contrast between floors and walls

Guidance: BS 8300-2:2018 Design of an accessible and inclusive built environment. Buildings - code of practice states that Light Reflectance Values (LRVs) are used to assess visual contrast using the method of measurement detailed in BS 8493:2008+A1:2010.

Approved Document M (ADM) directly refers to colour and contrast in the definitions section, stating: 'Contrast visually, when used to indicate the visual perception of one element of the building, or fitting within the building, against another means that the difference in light reflectance value between the two surfaces is greater than 30 points.'

Tonal contrast is a very important factor that must be considered when designing for Dementia and ageing environments.

People living with Dementia can often struggle to perceive their surroundings correctly, therefore ensuring the correct LRV contrast can help them to navigate.

It is crucial that people living with Dementia can distinguish between the ends of the floor and the walls that surround them, to avoid trips and falls.

Image shows 30 LRV points difference between the floor and wall



Image shows less than 30 LRV points difference between the floor and wall



Tonal contrast between adjacent floors

It is important that the floor should feel and appear to be one continuous surface. To achieve this, it is essential to choose flooring materials for adjacent areas that have LRVs that are close to one another and have complementary tones – the recommendation is no more than 10 LRV points different between adjacent floor coverings (but ideally 8). Furthermore, threshold strips between two floor surfaces must be similar tone, ideally within 3 LRV points.

Image shows less than 10 LRV points between floors, and less than 3 LRV points between the floor and trim



Using incorrect LRVs can result in people with Dementia perceiving the floor level as uneven, leading to trips and falls. Using different patterns can also lead to confusion, with darker coloured contrasting flooring sometimes being perceived as a hole or something to step over.

Image shows greater than 10 LRV points between floors, and greater than 3 LRV points between the floor and trim



Control the flow of traffic with door colours

Utilising different colours and tones for doors can help control the flow of entry to various rooms and zones within a facility used by Dementia patients.

To discourage use of a door to a restricted or staff only area, choose a colour that is a similar LRV to the surrounding walls.

Image shows less than 10 LRV points between the door and wall – Staff door



For doors that Dementia patients need access to and use regularly, a colour that is 30 LRV points or more from the surrounding walls is advised. This helps them to locate it easier.

If feasible, for facilities with long staying patients, providing a door colour that is personal to their room will help them to identify it.

Image shows more than 30 LRV points between the door and wall – Patient door



Handrails must be easily identifiable on the walls

Guidance: British Standard BS 8300-2:2018 states that handrails should be finished so as to provide visual contrast with the surroundings against which it is seen.

Approved Document M (ADM) further states that a handrail should contrast visually with the background against which it is seen, without being highly reflective.

Handrails that blend into the wall colour make it difficult for people with Dementia to locate them, leading to falls and less mobility around the facility.

Image shows 30 LRV points difference between the handrail and wall



Image shows less than 30 LRV points difference between the handrail and wall




Where to find LRV Values?



• Website

• Brochures and Sample Cards




LRV's are available for all Gerflor Floor coverings and also Gradus Wall Protection products, these can be combined for a complete holistic inclusive design solution for your healthcare interiors.



Finesse Poudre 1066
LRV: 40.50

Avoid patterned and shiny flooring

It's important to keep the flooring design free of contrasting colours and patterns. Plain, more simple floor designs are more suitable for Dementia inclusive environments. Patterned flooring can be perceived as changes in level or things to avoid and may lead to trips and falls.




Simple and familiar wooden pattern

Selecting floor designs with minimal shine, sparkle or reflectivity is beneficial as these elements may be perceived as a wet floor surface by someone with Dementia, disrupting their gait and raising the possibility of a slip.



Minimal glare and reflection



Complicated swirl pattern with contrasting colours



Potentially confusing reflections and glare

Choose tonally consistent flooring designs

A large tonal contrast between the primary floor tone and secondary flecks should be avoided. Dementia patients could mistake the specks for pieces on the floor and try to pick them up. Flooring with slight tonal secondary flecks or a solid colour is preferred.



Example of tonally consistent flooring

Cemento Brescia 0543



Example of a contrasting floor design which could be perceived as undulations

Charme Pecan 0723




Soft Taupe - Loop Pile 07116
LRV: 16.04

Choose a colour that visually contrasts

Visual Contrast

All Gradus stair nosing channel and insert colours are measured for LRVs. Gradus PVC-u Hardnose stair nosings can be selected with the channel and insert in the same colour to provide the ideal solution for creating visual contrast. XT Bronze & XT Aluminium channel and insert finishes can also be matched when selected with metal castellated insert.




Good Visual Contrast
Installed with Gradus Stair Nosings

Poor Visual Contrast
No Stair Nosings – Don't Take the Risk

Tonal Contrast

It is important to achieve a tonal contrast between the floorcovering and the stair nosing as people with visual impairments may not be able to see some or all colours but can perceive light and dark. The photographs below show that tonal contrast that is visible to fully-sighted people may not always offer a tonal contrast for partially-sighted people.



Fully-sighted People
Colour Contrast

Partially-sighted People
Poor Tonal Contrast



Carezone

Impervious Carpet

Carezone carpet offers a modern design in a choice of contemporary colours that can be used to create attractive interior design schemes. The range is available in both textured loop pile and cut pile providing a solution for care homes, care facilities and residential living.

- Suitable for care homes, care facilities and residential living
- Colours can be combined to create a coordinated floor scheme
- Contains BI-OME® Medical anti-microbial treatment

- Easy to clean and maintain
- Impact Noise Rating: 31dB - helps to reduces noise in areas such as corridors leading to bedrooms, to keep environments quiet and calm
- Available in 17 DSDC accredited designs (12 cut pile and 5 loop pile)
- Other Gradus carpet ranges with DSDC accredited designs include Genus & Volnay, Lafite Connect Plains, Predator, Latour² Plains and Bodega



Taralay Impression

Heterogeneous Flooring

Taralay Impression has a wide range of designs including wood, mineral and textile effects for a natural and cosy atmosphere. It is finished with Protecsol2 surface treatment which creates a strong barrier against stains and allows easier and more cost-effective cleaning and maintenance. Ideal for all high traffic applications in Healthcare and Care Homes.

- Easy to cove, weld and compatible with the Clean Corner System, perfect for areas where watertightness is a must
- Excellent antiviral and antibacterial properties
- Taralay Impression offers 19 dB (acoustic version) that can reduce ambient noise and create a calmer and more peaceful environment
- Available in 100 colours, with 40 DSDC accredited designs



Creation

LVT Flooring

Creation LVT Flooring is a luxury vinyl tile and plank flooring available in realistic wood and mineral effects that can enhance any interior. The range is a popular choice for areas that are designed for medium traffic wear including circulation and corridors in care home facilities.

- Available in Solid Clic, Dryback, Looselay, Looselay Acoustic and Rigid Acoustic variations
- Authentic wood designs with enhanced graining create a homely environment
- Creation 55 is available in 61 colours with 3 DSDC accredited designs
- Creation 70 is available in 63 colours with 7 DSDC accredited designs



Mipolam Symboiz™

Homogenous Flooring

Mipolam Symboiz™ is a high performing, homogeneous compacted floor covering. It is treated with Evercare™, an exclusive surface treatment to Gerflor. The vinyl is scuff resistant and needs no waxing or polishing to maintain its appearance and colour brightness. The combination of Evercare™ and anti-bacterial and fungicidal treatments ensures that stains such as blood and iodine can be safely and hygienically removed with a minimal water and detergent. Mipolam Symboiz™ has an outstanding reputation for its performance in healthcare and care home environments.

- 100% bio-based plasticiser & 75% sustainable-renewable raw materials
- Maximum hygiene with bacteriostatic and fungistatic treatment
- Evercare surface treatment for unrivalled levels of chemical and stain resistance
- Available in 31 colours, with 20 DSDC accredited designs



Tarasafe H₂O

Safety Flooring


- Tarasafe H₂O** is a brand-new, high performance, slip resistant, stud-free flooring for wet and dry, barefoot and shod applications. This enhanced slip resistant vinyl floorcovering is designed for applications where there are continuous wet areas.
- Suitable for wet rooms and bathrooms in care facilities
 - Rated R11 slip resistance & meets HSE +50 guidelines
 - Easy to clean and maintain compacted non-porous surface
 - Maximum hygiene with bacteriostatic and fungistatic treatment SparClean®
 - Available in 8 DSDC accredited designs
 - Other Gerflor safety flooring ranges with DSDC accredited designs include Tarasafe Standard and Tarasafe Ultra



Boulevard 5000

Secondary Barrier Matting

- Gradus Boulevard 5000** is a tufted cut pile, high performance barrier matting manufactured from ECONYL® regenerated solution dyed nylon. It incorporates a light scraper for dirt removal and has a heathered design to disguise the effects of soiling. It also offers excellent moisture retention properties.
- Available in 9 colours
 - 4 DSDC accredited colours
 - Ideal for use in circulation areas such as foyers & receptions, lift lobbies, staircases, corridors and walkways



SureProtect Pure

Wall Cladding

SureProtect Pure is a comprehensive hygienic wall cladding system that offers excellent surface protection. It is specifically designed for areas where cleanliness is a priority, creating an impenetrable barrier to moisture and bacteria along with resistance to impact damage. The smooth, easy to clean surface is an ideal alternative to ceramic tiles as it removes the need for grout which can harbour bacteria.

- SureProtect Pure is available in 35 colours to coordinate with most interior design schemes
- A range of finishing options are also available in matching colours to provide a neat finish
- Common applications include kitchens, treatment areas, bathrooms and canteens
- SureProtect Pure has 24 DSDC accredited references



SureProtect Design

Wall Cladding

SureProtect Design PVC-u sheet provides a modern and stylish wall covering combined with excellent surface protection. These finishes can be used to create stimulating and inspiring interiors and are ideal for use in a wide range of environments where design is key to aesthetics but a level of protection is still required.

- 2mm thick impact resistant PVC-u which is through-coloured and textured to conceal the effects of impact and abrasion
- A selection of finishing and capping options are available
- Easy to clean and reduces maintenance costs
- Available in 7 DSDC accredited designs



SureProtect Endure

Wall Cladding

SureProtect Endure PVC-u protective sheet is available in 35 standard colours and provides a durable and protective layer in a wide selection of colours to complement any interior environment, including healthcare, care homes as well as education.

- 1.5mm thick impact resistant PVC-u which is through-coloured and textured to conceal the effects of impact and abrasion
- A selection of finishing and capping options are available
- Easy to clean and reduces maintenance costs
- Available in 35 colours with 32 DSDC accredited designs



Mural Calypso

Wall Covering

Mural Calypso is the only wall covering on the market with a coloured backing. It has excellent resistance to tearing, is hygienic with a washable surface and can be hot welded to the flooring thus reducing hospital borne infections.

This vinyl wall covering is available in a wide colour palette from pastel to bright tones.

- B-s2,d0 fire classification
- Fully waterproof for use in shower areas in healthcare and care home facilities
- 100% recyclable & contains 20% recycled material
- Available in 31 colours with 14 DSDC accredited designs



Mural Revela

Wall Covering

Mural Revela is a decorative and hardwearing wall covering solution perfect for showers and bathrooms. Available in both matt and gloss contemporary finishes, inspired by stone, cement and marble. Easy to cut and install it is perfect for renovation projects, and can be installed over existing ceramics.

- Suitable for showers and bathrooms in care facilities
- 5mm thick, lightweight and durable
- Smooth surface that is easy to clean and maintain
- Available in 16 DSDC accredited designs



Hanoi

XT PVC-u Hardnose

Stair Edgings

XT PVC-u Hardnose stair edgings combine a coloured PVC-u channel with slip-resistant inserts in a range of matching colour options for commercial applications including healthcare, care homes and education. XT PVC-u Hardnose is ideal for providing a single solid band of colour that visually contrasts with the surrounding floorcovering to help define the step edge.

- Suitable for interior heavy traffic
- Use in conjunction with floorcoverings from all major manufacturers



- Interior

Conditions: Interior Dry
Material: Pvc with mineral inclusion
Areas where there is no risk that the stairs will be contaminated by moisture.
- Xtra-grip

Conditions: Interior Dry / Interior Wet
Material: Pvc with mineral aggregate
Increased surface roughness where the stair edging may become wet e.g. stairs close to entrances.



Wisp Stair Edging

Clip-Top™

Transition Strip

Clip-Top is a two-piece product consisting of a base and a replaceable top. Tops are available in a range of finishes to suit the floorcoverings and décor of the project. Tops are designed to be removed and replaced without renewing the base or disrupting the fitted floorcovering.

- Available in 7 colours and 12 profiles
- Profiles suitable for interior use in medium pedestrian and trolley traffic environments



FS 100 B

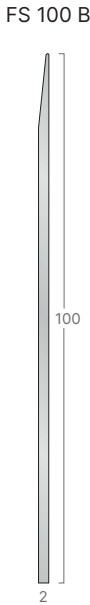
Flexible pvc Flat Skirting

Gradus FS 100 B is a flat pvc skirting that is through-coloured for maximum performance and maintenance. It is generally installed with carpet or carpet tiles and is suitable for a wide range of commercial applications.

- Available in 17 colours
- Low maintenance alternative to timber skirting



Flat
Generally installed with carpet or carpet tile

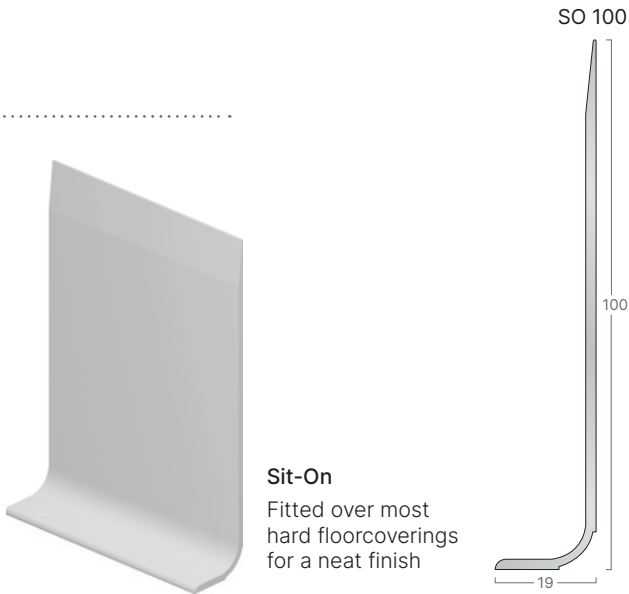


SO 100

Flexible pvc Sit-On Skirting

Gradus SO 100 is a 100mm high, flexible pvc, sit-on skirting/coving, through coloured for maximum performance and maintenance. Ideal for use in areas such as hospital corridors, schools and care homes.

- Supplied in 17 colours as standard, other colour options are available subject to minimum quantities and lead times
- Flexible pvc sit-on skirting ideal for use in areas such as circulation areas in care homes, hospitals and schools
- Supplied in 2m lengths



Glacier Sit-On Skirting



Innovation, Service & Design

Surface Treatment & Cleaning



Resilient flooring surface treatments can be incredibly beneficial in hospital environments, where cleanliness and hygiene are of the utmost importance. Gerflor Evercare, Protecsol2 and Neocare use antimicrobial agents in the resilient flooring, which can inhibit the growth of bacteria and other micro-organisms. This helps to create a cleaner and healthier environment for patients, staff, and visitors.

Additionally, these coatings make resilient flooring easier to clean, reducing the risk of cross contamination and the spread of diseases. Surface treatments also provide slip resistance, which can help to prevent falls and injuries in hospitals. This is important in areas where spills are common, such as operating rooms, laboratories, and patient rooms.

Clean Corners



Controlling contamination in healthcare facilities is always a challenge. Corners are where most issues are found, due to their shape making cleaning and decontamination difficult. If they are poorly welded, they can tear or sag under the weight of traffic, and over time they can lose their water-tightness.

In partnership with cleaning professionals, Gerflor has developed the Clean Corner System: a patent pending innovative corner solution. Years of research and development have led to this system that creates a watertight, durable and hygienic solution suitable for all Gerflor PVC floors.

Service



Gerflor is a leading provider of healthcare flooring solutions and offers technical and specification support for new builds and refurbishment projects. Their healthcare specialists work hand in hand with partners to propose safe, hygienic, and sustainable solutions that meet all budgets. Gerflor provides free site surveys, offers advice on the latest healthcare building standards and legislation, and has a network of technical, specification, and customer support teams. They also provide a free sampling service for all their healthcare clients and have local stock in place for their best-selling ranges. Gerflor's specification documents and BIM objects are available on NBS Source.

Gradus a leading provider in wall protection offers a wall protection contracts team that provides peace of mind for contractors and clients throughout the design, tender, and delivery stages of numerous projects. They also provide technical support, sampling services, and RIBA assessed and approved CPD seminars. Additionally, their wall protection products have been awarded a supplier ProCure 22 certificate and their BIM objects provide up-to-date, accurate data on their wall protection products. In addition to its other products, Gradus offers a variety of solutions for the healthcare industry, including stair edgings, entrance matting, and capping and coving products.

Supply & Fit



Gradus' wall protection supply and fit service provides a comprehensive solution for safeguarding walls in healthcare buildings. The service includes the supply and installation of corner guards, crash rails, and wall cladding, designed to withstand impact and abrasion, reducing the need for repairs and maintenance. The products come in various materials, finishes, and colours, allowing for customisation to suit any interior design scheme. With a team of experienced installers, Gradus ensures products are fitted to the highest standards, providing maximum protection and a seamless finish. The expert advice and guidance supports customers to choose the right products for their specific needs, ensuring compliance with safety requirements and building regulations.

Colour Contrast

Colour contrast and Light Reflectance Value (LRV) are essential considerations when it comes to achieving building standards in the UK and promoting inclusive design. Colour contrast refers to the difference in colour between two adjacent surfaces, while LRV measures the amount of light a surface reflects. By using either high-contrast colours and LRVs that meet the recommended standards (30 points difference between floors and walls) or similar tonal colours (8-point difference between adjoining floor coverings), designers can create spaces that are safer and more accessible for all users. For example these factors can significantly impact how people with visual impairments navigate and perceive spaces. This approach can also help buildings meet legal requirements for accessibility, such as those outlined in the Disability Discrimination Act (DDA) and Building Regulations Part M.







Design



Good design can play a crucial role in creating a healing environment for patients in hospitals. When it comes to walls and floors, it's important to consider both the aesthetics and functionality of the design. For instance, soothing colours and patterns on walls and floors can help to reduce stress and anxiety for patients, promoting a sense of calm and comfort.





In addition, inclusive design should also be considered in hospital design. This means designing with the needs of all patients in mind. For example, non-slip flooring can help to prevent falls, while tactile surfaces can assist patients with visual impairments.

Overall, thoughtful design choices in hospitals can have a significant impact on patient recovery and well-being, making it an essential aspect of healthcare design. Gerflor and Gradus offer a unique combination of floor and wall coverings. By using our innovative specification tool and service, specifiers can design healing and inclusive spaces with ease.








Rating	Rating Description	
Class 1a	Flooring within this rating are plain and can be used indiscriminately.	
Class 1b	Flooring within this rating are semi-plain (minimal texture or fleck / and or minimum contrast between fleck / pattern, wood effect with no knots) and in general, can be used throughout. Natural patterns such as timber and stone may be used in most areas due to their familiarity but with a degree of caution.	
Class 2	Flooring within this rating have some pattern and need to be used with caution. The natural patterns such as timber & stone in this range are more figured / patinated and although still familiar they need to be used with more caution than the above range.	
Not suitable	Flooring within this rating have strong pattern, flecks and / or are highly reflective & are not suitable for use in areas used by people with Dementia. Tessellated tile arrangements are not considered appropriate irrespective of pattern. This rating incorporates stripes, flowers and dots which could be seen as dirt or something to pick up. Thus, it is possible that some people with Dementia, particularly if on anti-psychotic drugs, may have an adverse reaction to these patterns. Thus, it is possible that some people with Dementia, particularly if on anti-psychotic drugs, may have an adverse reaction to these patterns.	

Accredited floorings ranges by the DSDC

TARALAY IMPRESSION FLOORING

Product Range	Colourway	Colour Code	LRV	DSDC Stirling Rating
	Uni Matt Brick	1090	23.00	1a
	Uni Matt Copper	1089	21.30	1a
	Uni Matt Corail	1091	28.40	1a
	Uni Matt Dark Beige	1088	36.80	1a
	Uni Matt Dark Green	1079	14.10	1a
	Uni Matt Green	1080	32.60	1a
	Uni Matt Grey	0832	43.00	1a




















TARALAY IMPRESSION FLOORING




















Product Range	Colourway	Colour Code	LRV	DSDC Stirling Rating
	Uni Matt Indigo	1078	34.10	1a
	Uni Matt Jungle Grey	1084	29.00	1a
	Uni Matt Lagoon	1081	38.60	1a
	Uni Matt Light Beige	1092	48.20	1a
	Uni Matt Light Green	1082	46.90	1a
	Uni Matt Navy	1083	9.10	1a
	Uni Matt Poudre	1086	29.90	1a












TARALAY IMPRESSION FLOORING

Product Range	Colourway	Colour Code	LRV	DSDC Stirling Rating
	Uni Matt Teal	1085	17.70	1a
	Uni Matt White	0848	64.30	1a
	Uni Matt Yellow	1087	53.70	1a
	Riverside	1057	13.00	1b
	Cemento Brescia	0543	32.50	1b
	Cemento Capri	0524	21.80	1b
	Cemento Firenze	1025	22.00	1b
	Cemento Genova	0523	43.10	1b
	Cemento Napoli	1024	33.80	1b
	Cemento Roma	1026	37.80	1b
	Finesse Brown	1063	36.00	1b
	Finesse Nature	1064	37.60	1b
	Finesse Paille	1065	44.50	1b
	Finesse Poudre	1066	40.50	1b
	Gentlemen Clear	0770	46.20	1b
	Gentlemen Denim	1068	23.20	1b
	Habana 3D Vinales	1070	35.50	1b
	Infinity Aube	0720	47.90	1b
	Infinity Greige	0680	33.10	1b

TARALAY PREMIUM




Product Range	Colourway	Colour Code	LRV	DSDC Stirling Rating
	Alvorada	0051	51.5	1b
	Olinda	0052	37	1b
	Limeira	0053	62.2	1b
	Barueri	0054	29.9	1b
	Teresina	0055	13.4	1b
	Natal	0056	33.2	1b
	Aracaju	0058	15.6	1b
	Igloo	4378	60	1b
	Storm Grey	3792	36.3	1b
	Ivory New	4364	61.1	1b
	Alpaga New	4365	52.2	1b
	Paraiba	3707	10.1	2
	Ceara	3709	30.4	2
	Maceio	4477	35.7	2
	Boa Vista	8386	63.7	2
	Recife	8736	54.8	2
	Ofu	4001	88.7	2
	Manua	4002	63	2
	Tao	4003	27.5	2

TARALAY PREMIUM				
Product Range	Colourway	Colour Code	LRV	DSDC Stirling Rating
	Tufoa	4009	66.3	2
	Tokelau	4343	46.7	2
	Wattaru	4476	12.4	2
	Faroe	7517	20.4	2
	Bali	8150	39.2	2
	Fidji	8226	35.6	2
	Dalupiri	4045	49.7	2
	Cubagua	4046	39.5	2
	Okuza	4047	55.3	2
	Malabo	4048	46.8	2
	Kiluia	4049	31.3	2
	Comores	4050	28.9	2
	Maraca	4051	14	2
	Calero	4052	37.3	2
	Diwaran	4053	20.2	2
	Muslin	0027	46.7	2
	Organza	0028	60.1	2
	Flannel	0029	31.1	2
	Crinolin	0030	35.8	2

TARALAY PREMIUM				
Product Range	Colourway	Colour Code	LRV	DSDC Stirling Rating
	Satin	0032	43.5	2
	Koudou	4379	31.6	2
	Awara	4380	27.8	2
	Rozelle	4381	17.1	2
	Cyclades	4382	20.2	2
	Jasmin	4383	36.5	2
	Barbadine	4384	51.1	2
	Slate Grey	3791	21.7	2
	Angora	4349	42.2	2
	Greige	4351	25.8	2
	Pepper Grey	7737	9.4	2

TARALAY IMPRESSION FLOORING				
Product Range	Colourway	Colour Code	LRV	DSDC Stirling Rating
	Nature Oak Blond	1053	36.80	1b
	Nature Oak Brown	1054	22.90	1b
	Nature Oak Clear	1055	41.20	1b
	Nature Oak Dark	1056	25.50	1b
	Noma Ice	0373	52.00	2
	Habana 3D Trinidad	1069	24.70	2
	Charme Kraft	1093	26.90	2


CREATION 70 LVT FLOORING				
Product Range	Colourway	Colour Code	LRV	DSDC Stirling Rating
	Onka Natural	1055	31.10	1b
	Limed Oak	0329	42.00	1b
	Pure Concrete Light	1060	39.10	1a
	Silversands	0324	33.10	1b
	Carassi	0561	21.70	1b
	Pure Concrete Medium	1061	28.40	1a
	Onka Pearl	1056	32.90	1b

CREATION 55 LVT FLOORING				
Product Range	Colourway	Colour Code	LRV	DSDC Stirling Rating
	Bostonian Oak Honey	0851	29.80	1b
	Bostonian Oak Beige	0853	36.70	1b
	Charming Oak Nature	1277	18.60	1b




TARASAFE ULTRA FLOORING

Product Range	Colourway	Colour Code	LRV	DSDC Stirling Rating
	Galena	7792	28.80	2
	Azurite	8420	17.10	2
	Serpentine	6591	32.40	2
	Andalusite	6088	35.90	2

TARASAFE STANDARD FLOORING

Product Range	Colourway	Colour Code	LRV	DSDC Stirling Rating
	Noir	7801	5.70	2
	Royal Blue	7709	15.30	1b


PREDATOR CARPET

Product Range	Colourway	Colour Code	LRV	DSDC Stirling Rating
	Puma	03301	7.01	2
	Wolf	03323	6.48	2
	Piranha	03320	5.41	2
	Lynx	03322	9.86	2
	Hawk	03316	13.04	1b
	Barracuda	03305	8.56	2




















TARASAFE H₂O FLOORING

Product Range	Colourway	Colour Code	LRV	DSDC Stirling Rating
	Peyto	0024	43.70	1b
	Nile	0025	43.40	1b
	Eacham	0031	34.30	1b
	Malawi	0032	40.10	1b
	Rhine	0033	29.70	1b
	Zambezi	0034	19.90	1b
	Bacalar	0035	32.50	1b
	Lagoa	0036	31.10	1b












BODEGA CARPET

Product Range	Colourway	Colour Code	LRV	DSDC Stirling Rating
	Barley	03816	15.94	1a
	Anthracite	03808	9.05	1b
	Mermaid	03812	8.67	1b
	Oatmeal	03807	16.72	1b
	Marine Blue	03823	7.46	1b
	Soft Sage	03825	13.34	1b

MIPOLAM SYMBIOZ HOMOGENEOUS FLOORING

Product Range	Colourway	Colour Code	LRV	DSDC Stirling Rating
	Cotton	6001	73.4	1b
	Lipica	6002	67.8	1b
	Ghibli	6005	52.2	1b
	Blue Sky	6006	52.7	1b
	Calico	6008	66.8	1b
	Grey Stone	6009	52.4	1b
	Mist	6010	47.8	1b
	Tangelo	6025	35.8	1b
	Cloud	6029	35.7	1b
	Stonehenge	6030	36	1b
	Breeze	6031	48.5	1b
	Sunshine	6032	55.4	1b
	Mole	6034	33.5	1b
	Oceania	6036	13.7	1b
	Pebble	6039	34.8	2
	Clay	6041	41.8	2
	Wood	6043	26.6	2
	Sea Storm	6044	15.7	2
	Chocolate	6045	9.3	2
	Sauge	6047	53	1b

GENUS & VOLNAY PREMIUM CARPET

Product Range	Colourway	Colour Code	LRV	DSDC Stirling Rating
	Cornfield	00225	17.44	2
	Beachwood	00245	11.76	2
	Graphite Storm	00239	5.43	2
	Rich Red	00220	4.45	1b
	Ancient Ruby	00235	3.65	1b
	Thistle	00215	6.53	1b
	Winter Fjord	00216	5.46	1b
	Natural Straw	00318	21.68	1a
	Charcoal	00324	2.75	1a
	Camouflage	00314	5.26	1a
	Azurite Blue	00322	2.84	1a

CAREZONE PREMIUM CARPET

Product Range	Colourway	Colour Code	LRV	DSDC Stirling Rating
	Warm Stone Cut Pile	07101	22.40	1a
	Soft Taupe Cut Pile	07102	18.70	1a
	Natural Truffle Cut Pile	07103	11.89	1a
	Rich Granite Cut Pile	07104	5.32	1a
	Autumn Leaves Cut Pile	07106	10.45	1a
	Velvet Damson Cut Pile	07108	4.04	1a
	Natural Hessian Cut Pile	07109	16.02	1a
	Silver Sky Cut Pile	07113	11.06	1a
	Forest Fern Cut Pile	07124	4.95	1a
	Soft Topaz Cut Pile	07123	11.94	1a
	Warm Sandstone Cut Pile	07121	23.00	1a
	Cool Slate Cut Pile	07122	20.00	1a
	Barley Mist Cut Pile	07114	19.48	1a
	Warm Stone Textured Loop	07115	18.75	1a
	Soft Taupe Textured Loop	07116	16.04	1a
	Natural Truffle Textured Loop	07117	9.96	1a
	Rich Granite Textured Loop	07118	4.75	1a
	Silver Sky Textured Loop	07119	14.20	1a

LAFITE CONNECT PLAINS CARPET

Product Range	Colourway	Colour Code	LRV	DSDC Stirling Rating
	LC1 Plain	00001	14.24	2
	LC4 Plain	00004	4.20	2
	LC7 Plain	00007	7.49	1b
	LC8 Plain	00008	5.57	1b
	LC12 Plain	00012	3.55	2

















LATOUR² PLAINS CARPET

Product Range	Colourway	Colour Code	LRV	DSDC Stirling Rating
	Wansdyke	00143	4.12	1b
	Scafell	05143	7.30	2
	Torridon	09143	5.76	2
	Cairngorm	04143	3.50	2
	Glandford	05043	5.90	2

BOULEVARD 5000 HD MATTING

Product Range	Colourway	Colour Code	LRV	DSDC Stirling Rating
	Corncrake	-	9.52	1b
	Cuckoo	-	5.63	1b
	Shelduck	-	5.20	1b
	Kestral	-	5.42	1b




















MURAL REVELA














Product Range	Colourway	Colour Code	LRV	DSDC Stirling Rating
	Vilnius	7007	43.5	2
	Tanami Gloss	7029	63.2	2
	Alanya	7032	11	1b
	Corabia	7035	46.1	1b
	Colima	7052	11.9	2
	Zanzibar	7053	48.6	2
	Derby Gloss	7059	66.9	2
	Sarti	7072	55.9	2
	Kamina	7091	40.7	1b
	Ampara	7093	72.2	2
	Boulia Gloss	7097	49.2	2
	Ubeda	7868	62.2	1b
	Baeza	7869	28.2	2
	Liverpool	7911	41.5	1b
	Kampala	7915	36.4	1b
	Hanoi	7918	80.8	1a

SUREPROTECT DESIGN WALL COVERING





















Product Range	Colourway	Colour Code	LRV	DSDC Stirling Rating
	Maple	060	50	1b
	Light Oak	062	35	1b
	Brown Cedar	069	18	1b
	Stripped Pine	065	37	1b
	Smoky Cedar	068	11	1b
	Walnut	070	12	1b
	Cherry	071	26	2





SUREPROTECT ENDURE WALL COVERING

Product Range	Colourway	Colour Code	LRV	DSDC Stirling Rating
	Lychee	040	45	1a
	Mulberry	042	13	1a
	Mimosa	043	68	1a
	Fern	045	18	1a
	Indigo	046	11	1a
	Lagoon	048	49	1a
	Sage	044	39	1a
	Terracotta	041	27	1b
	Chalk	001	88	1b
	Gravel	002	54	1b
	Clay	003	34	1b
	Granite	004	24	1b
	Shale	005	18	1b
	Ivory	006	82	1b
	Wicker	007	70	1b
	Sand	008	52	1b
	Sienna	009	27	1b
	Bark	010	17	1b
	Pebble	011	59	1b















Product Range	Colourway	Colour Code	LRV	DSDC Stirling Rating
	Greige	013	39	1b
	Cinnamon	014	42	1b
	Glacier	016	59	1b
	Azure	018	45	1b
	Denim	020	17	1b
	Straw	021	75	1a
	Bamboo	024	55	1b
	Iris	030	19	1b
	Alum	031	72	1b
	Flint	032	44	1b
	Slate	033	7	1b
	Hessian	035	36	1b
	Black	036	5	1b

SUREPROTECT PURE WALL COVERING





















Product Range	Colourway	Colour Code	LRV	DSDC Stirling Rating
	White	-	91	1b
	Peppermint	-	75	1b
	Putty	-	42	1b
	Porcelain	-	73	1b
	Platinum	-	59	1b
	Iceberg	-	66	1b
	Duckegg	-	80	1b
	Cotton	-	83	1b
	Champagne	-	73	1b
	Aqua	-	63	1b
	Blossom	-	40	1b
	Rosewood	-	21	1b
	Meadow	-	46	1b
	Atlantic	-	41	1b
	Ocean	-	20	1b
	Marine	-	14	1b
	Rhino	-	33	1b
	Night	-	8	1b
	Sunflower	-	47	1b
	Apricot	-	40	1b

Product Range	Colourway	Colour Code	LRV	DSDC Stirling Rating
	Lavender	-	41	1b
	Dove	-	44	1b
	Kiwi	-	41	1b
	Forest	-	20	1b








MURAL CALYPSO SHOWER WALL COVERING

Product Range	Colourway	Colour Code	LRV	DSDC Stirling Rating
	Haze	7010	62.30	1b
	Cloud Pink	7017	56.40	1b
	Cloud Green	7018	53.80	1b
	Cloud Terra	7019	51.00	1b
	Uni Ice	7020	71.70	1a
	Uni Lotus	7021	71.90	1a
	Moonlight	7201	70.50	1b
	Lotus	7309	75.50	1b
	Linen	7311	56.50	1b
	Skyline	7408	56.80	1b
	Snow	7611	82.80	1a
	Ice	7711	70.70	1b
	Fabric Silk	7740	58.80	1b
	Manhattan Mist	7721	64.60	2




STAIR EDGING INSERT COLOURS - INTERIOR STANDARD FINISH

Product Range	Colourway	Colour Code	LRV	DSDC Stirling Rating
	Jet	-	5	1a
	Ink	-	5	1a
	Burgundy	-	6	1a
	Coffee	-	6	1a
	Midnight	-	6	1a
	Evergreen	-	6	1a
	Ocean	-	8	1a
	Poppy	-	10	1a
	Lead	-	13	1a
	Steel	-	27	1a
	Cloud	-	29	1a
	Linen	-	39	1a
	Glacier	-	42	1a
	Clay	-	48	1a
	Sky	-	52	1a
	Canvas	-	53	1a
	Jade	-	54	1a
	Buttercup	-	56	1a
	Wisp	-	58	1a
	Snowdrift	-	84	1a

STAIR EDGING INSERT COLOURS - XTRA-GRIP / PLUS

Product Range	Colourway	Colour Code	LRV	DSDC Stirling Rating
	Onyx / Asphalt	-	5	1b
	Neptune / Shark	-	5	1b
	Umber / Bark	-	6	1b
	Graphite / Mercury	-	13	1b
	Quarry / Smoke	-	25	1b
	Concrete / Dusk	-	38	1b
	Ochre / Citrine	-	50	1b
	Surf / Air	-	44	1b
	Pumice / Sandstone	-	47	1b
	Bamboo / Prairie	-	46	1b
	Frost / Calcite	-	67	1b

STAIR EDGING INSERT COLOURS - INTERIOR GRAINED FINISH

Product Range	Colourway	Colour Code	LRV	DSDC Stirling Rating
	Black	-	6	1a
	Brown	-	12	1a
	Granite	-	13	1a
	Dove	-	23	1a



PVC-U FLAT SKIRTING

Product Range	Colourway	Colour Code	LRV	DSDC Stirling Rating
	Black	-	5	1a
	Evergreen	-	7	1a
	Brown	-	7	1a
	Granite	-	10	1a
	Hickory	-	16	1a
	Stone	-	20	1a
	Azure	-	10	1a
	Dove	-	27	1a
	Leaf	-	32	1a
	Dune	-	50	1a
	Almond	-	38	1a

METAL SKIRTINGS

Product Range	Colourway	Colour Code	LRV	DSDC Stirling Rating
	Silver	-	-	1a




FEATHER EDGES / RAMP EDGES

Profile	Product	Code	DSDC Stirling Rating
	Feather Edge Trim	T200	1a
	Flexible PVC Ramp	CTR5	1a
	Flexible PVC Ramp	T450	1a



SKIRTING & CAPPING STRIPS

Profile	Product	Code	DSDC Stirling Rating
	Sit on Skirting	SO 100	1a
	Flat Skirting	FS 100 B	1a

















LUXURY TRIM SYSTEM

Profile	Product	Code	DSDC Stirling Rating
	Ramp Top 2 Part Flooring Transition Profile	SFBR37 / AFT398 Brushed S/S	2
	Ramp Top 2 Part Flooring Transition Profile	SFBR37 / AFT398 Pearl Nickel	2
	Ramp Top 2 Part Flooring Transition Profile	SFBR37 / AFT398 Satin Chrome	2

TRANSITION STRIPS

Profile	Product	Code	DSDC Stirling Rating
	PVC-u Ramped Top Transition Profile	RT52 / AFT28	1a
	Twin Top Two-Piece Flooring Transition Profile	FXT21 / AFT336	1a





STAIR EDGINGS & TRIMS

Profile	Product	Code	DSDC Stirling Rating
	Trans Edge Heavy Duty Stair Edging	TEX51R	1b
	Aluminium Rake Back Stair Edging	ADM6	1b
	XT PVC-u Hardnose Stair Edging	DDXT4	1a
	PVC-u Rake Back Stair Edging	RN351	1a
	Aluminium Rake Back Stair Edging	AK5A	1b
	Aluminium Rake Back Stair Edging	ELA 51 40	1b
	PVC-u Kinked Face Stair Edging	RN527	1a
	Aluminium Bullnose Stair Edging	GR81	1b
	Aluminium XT Bullnose Stair Edging	GRXT81	1b
	PVC-u XT Bullnose Stair Edging	RXT581	1a
	Aluminium Bullnose Stair Edging	AR3	1b
	Aluminium Kinked Face Stair Edging	AS1	1b
	XT Aluminium Rake Back Stair Edging	GXT53	1b
	XT Aluminium Stair Edging	ASRXT13	1b
	XT Aluminium Stair Edging	ASXT20	1b
	XT PVC-u Hardnose Stair Edging	RXT511	1a

TRANS-EDGE TRIMS / STAIR TRIMS / COVER STRIPS

Profile	Product	Code	DSDC Stirling Rating
	Trans-Edge Ramp Profile	ELAR530 RAMP	2
	Aluminium Trimming Strip	TA9	1b
	Aluminium Cover Strip	ACS444F4	2
	Heavy Duty Aluminium Ramp	AR268F0	2

FLOOR TRIMS

Profile	Product	Code	DSDC Stirling Rating
	Aluminium Multi-Purpose Trim	ETR299UF0	2
	Aluminium Multi-Purpose Trim	ETR302UF0	2
	Aluminium Multi-Purpose Trim	ETR307UF0	2
	Aluminium Multi-Purpose Trim	ETR304UF0	2

STAIR TRIMS

Profile	Product	Code	DSDC Stirling Rating
	PVC-u Side Trim	HT44	1a
	Aluminium Side Trim	TA5	1b

Floor Plan Design Service

Our FREE floor plan design service offers a bespoke design scheme tailored to your specific budget and requirements.

Our in-house Creative Design Team utilises your CAD drawings to create a coordinated floor scheme using a combination of products from Gerflor & Gradus' portfolio, including carpets, LVT, resilient flooring, safety flooring, barrier matting and stair edgings.

The service aims to provide solutions that are not only aesthetically pleasing but also meet the latest guidance on performance and durability.

Contact our Technical Support Team to find out more on 01625 428922.



Dementia-friendly floor plan design scheme

- | | | | |
|--|---|--|---|
| | Carezone
Cool Slate
Cut Pile 07122 | | Safety Flooring (sheet)
Tarasafe H2O
Zambezi 0034 |
| | Carezone
Silver Sky
Textured Loop 07119 | | Tarasafe Standard
Storm 7773 |
| | Carezone
Forest Fern
Cut Pile 07124 | | Creation 55
Charming Oak Nature 1277 |
| | Lafite Connect
LC1 | | Boulevard 5000
Corncrake |



Notes

This image shows a single sheet of white paper with horizontal ruling lines. The lines are evenly spaced and run across the width of the page. There is no text or other markings on the paper.This image shows a single page of white paper with horizontal ruling lines. The lines are evenly spaced and extend across the width of the page. There is no handwriting or other markings on the paper.



Head Office:

Park Green,
Macclesfield,
Cheshire, SK11 7LZ

Gerflor enquiries

Tel: 01625 428922
E-mail: contractuk@gerflor.com
Website: gerflor.co.uk

Gradus enquiries

Tel: 01625 428922
E-mail: imail@gradus.com
Website: gradus.com